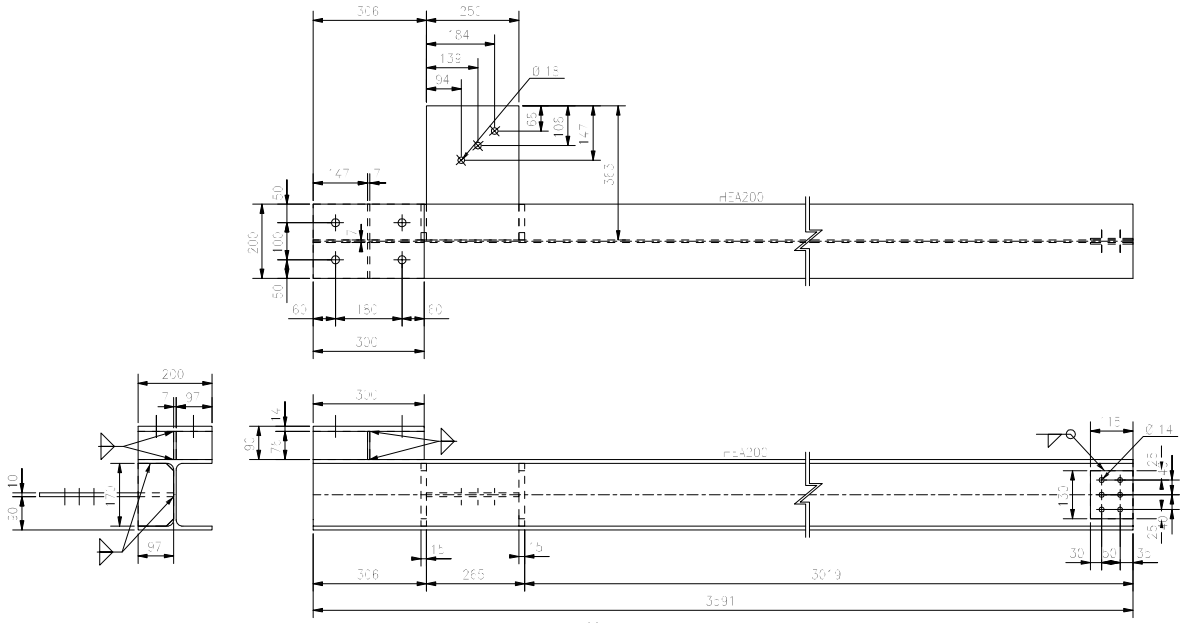

DETAIL POS. - 34 -

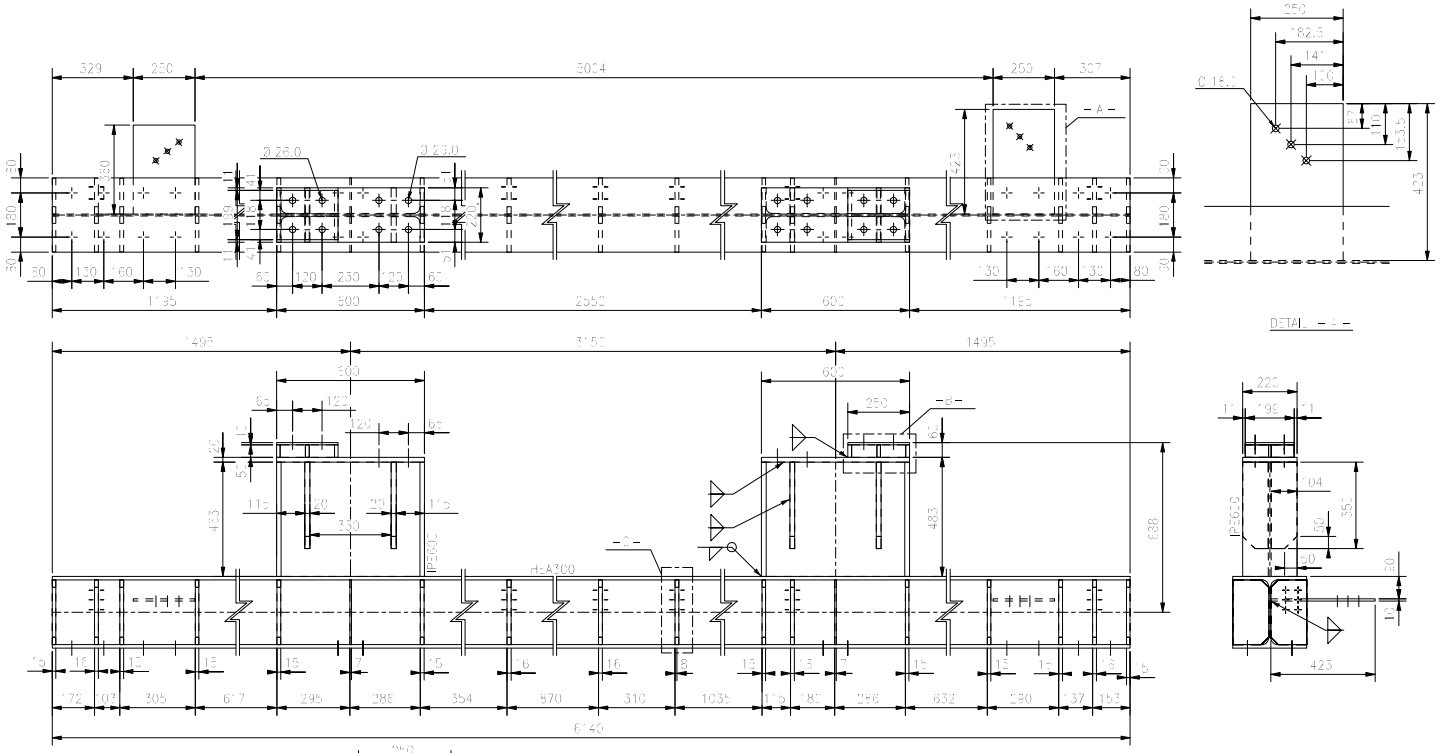

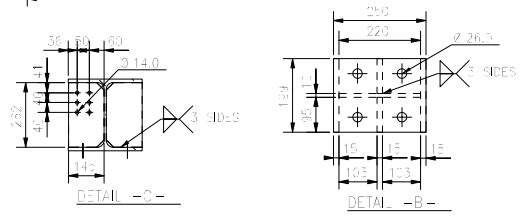

DETAIL POS. - 36 -

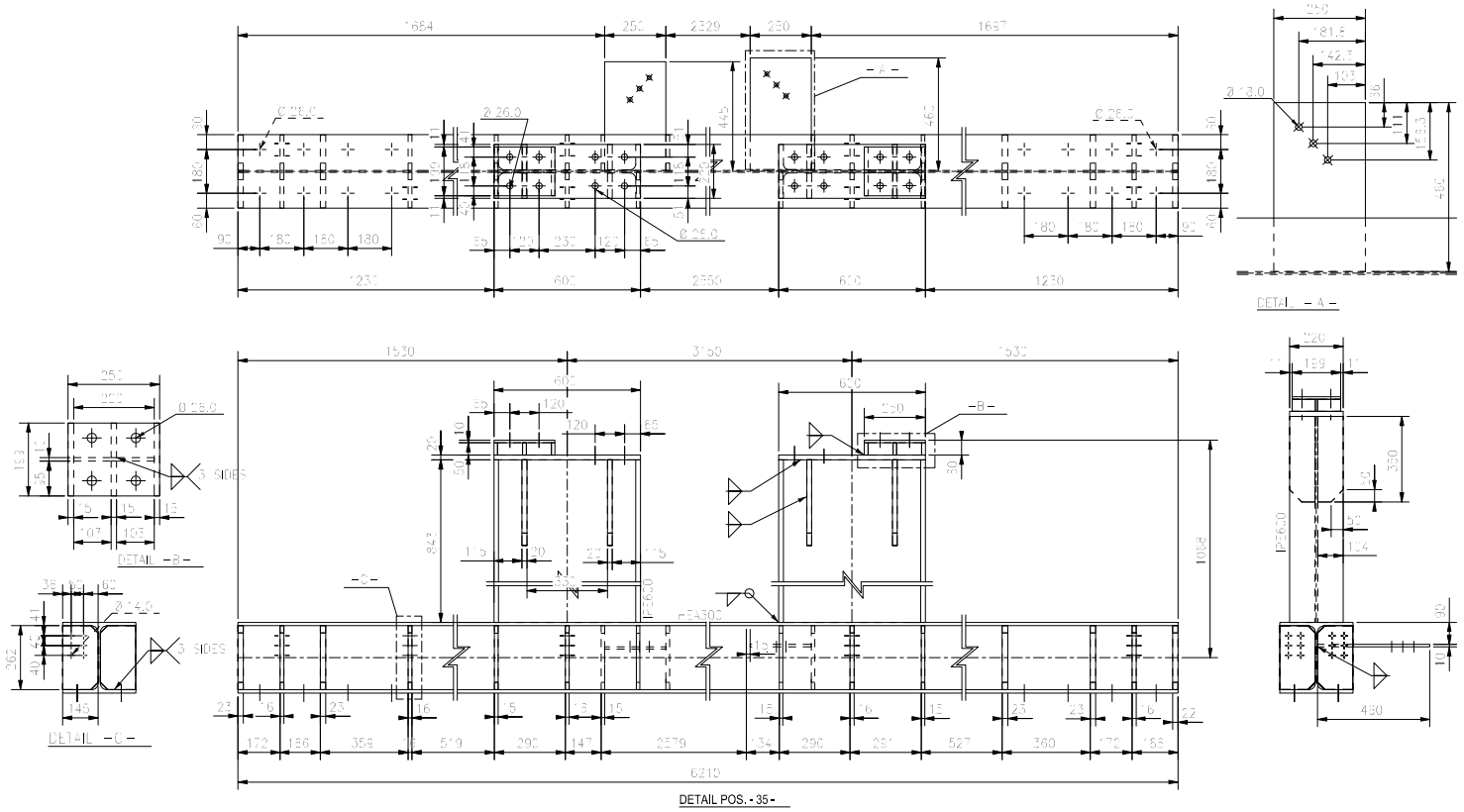

DETAIL POS. - 35 -

SEAM WELDINGS a=0,7 MINIMUM THK. OF PARTS TO BE WELDED UNLESS OTHERWISE INDICATED

ASSEMBLY SEE DRW. 6033-MD-T70-051-002 TO 6033-MD-T70-051-012

Pos.	Qt.	Description	Length	Material	Weight
34	1				
	1	HEA200	3091	S235	1313
	2	PL15x97	170	S235	1.3
	2	PL47x125	170	S235	0.3
	[illegible]	PL30x250	300	S235	7.1
	[illegible]	PL30x114	300	S235	5.1
	2	PL20x55	37	S235	0.4
	[illegible]	PL20x55	300	S235	1.2
35	1				
		HEA200	6219	S235	1303.9
	10	PL15x45	262	S235	4.4
	8	PL15x45	262	S235	4.7
	8	PL30x420	1124	S235	[illegible]
		PL2.0x20	903	S235	26.7
		PL[illegible]x250	450	S235	90
	2	PL[illegible]x10	250	S235	[illegible]
	2	PL[illegible]x10	222	S235	[illegible]
	1	PL1.0x250	445	S235	3.5
	1	PL2.0x20	903	S235	26.7
	[illegible]	PL5x10	[illegible]	S235	[illegible]
	[illegible]	PL50x15	155	S235	1.2
	16	PL22.5x15	262	S235	4.7
	2	PL15x15	262	S235	4.7
	2	IPE300	345	S235	42.2
36	1				
		HEA200	6146	S235	1288.9
	8	PL15x45	262	S235	4.4
	[illegible]	PL15x45	262	S235	4.7
	[illegible]	PL[illegible]x45	262	S235	[illegible]
	8	PL30x420	1124	S235	[illegible]
	2	PL2.0x20	903	S235	26.7
	2	PL[illegible]x10	250	S235	3.5
	2	PL5x10	222	S235	[illegible]
	1	PL1.0x250	445	S235	3.5
	1	PL1.0x250	423	S235	3.3
	10	PL15x45	262	S235	4.4
	4	PL5x10	[illegible]	S235	[illegible]
	4	PL5x10	170	S235	1.2
	4	PL15x15	262	S235	4.7
	2	IPE300	345	S235	42.2
		Total weight			2.[illegible]

ENTRY LINE STRUCTURES - DETAILS I

N° DIS. 6033-MD-T70-051- 112

Tails structures

color:width 1: 0,15 2: 0,35 3: 0,15 4: 0,15 5: 0,15 6: 0,15 7: 0,35 OTHER: 0,15 Formato A1