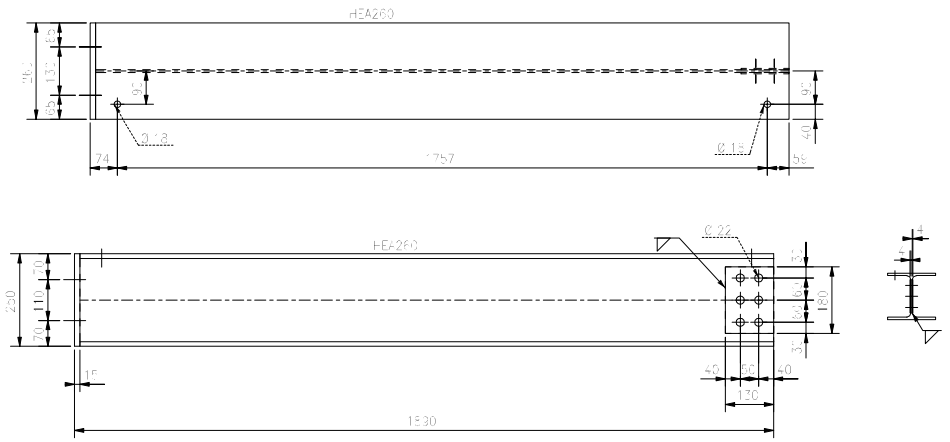

DETAIL POS. - S6 -

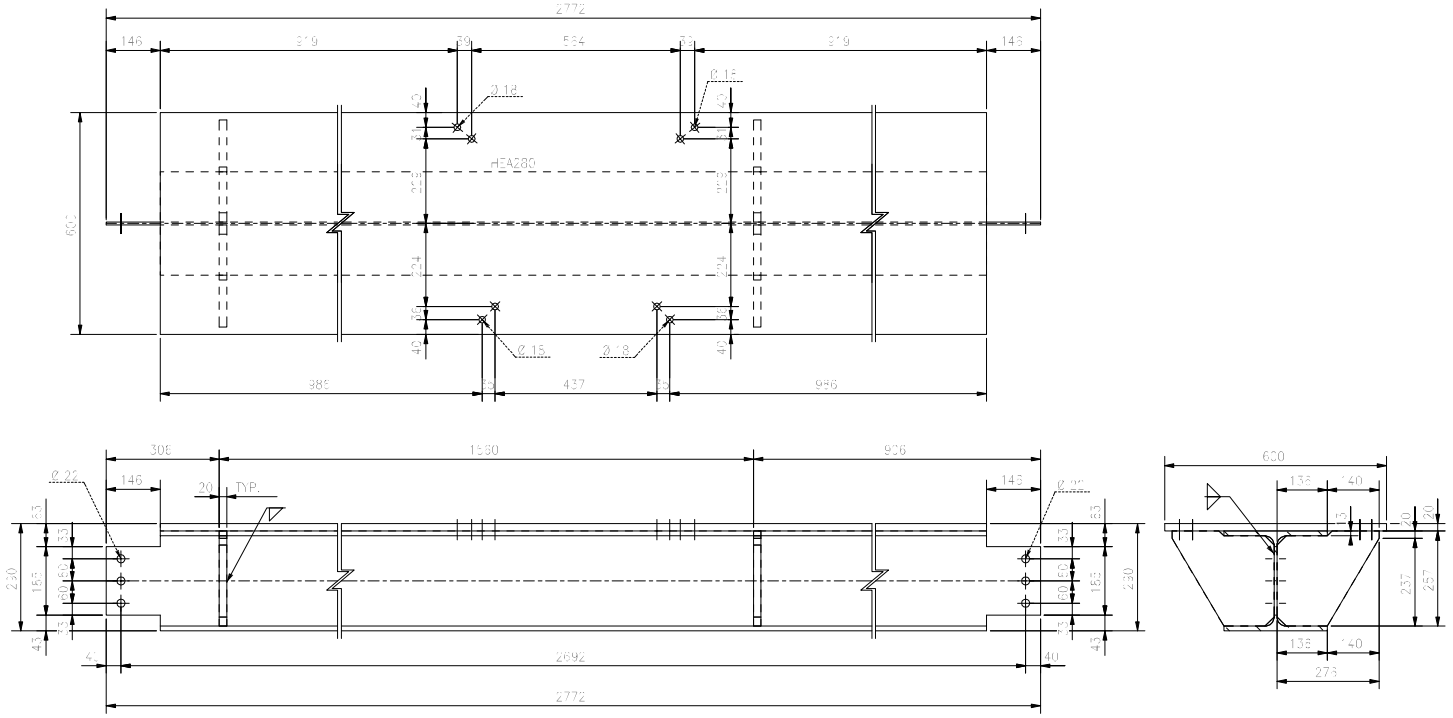

DETAIL POS. - S5 -

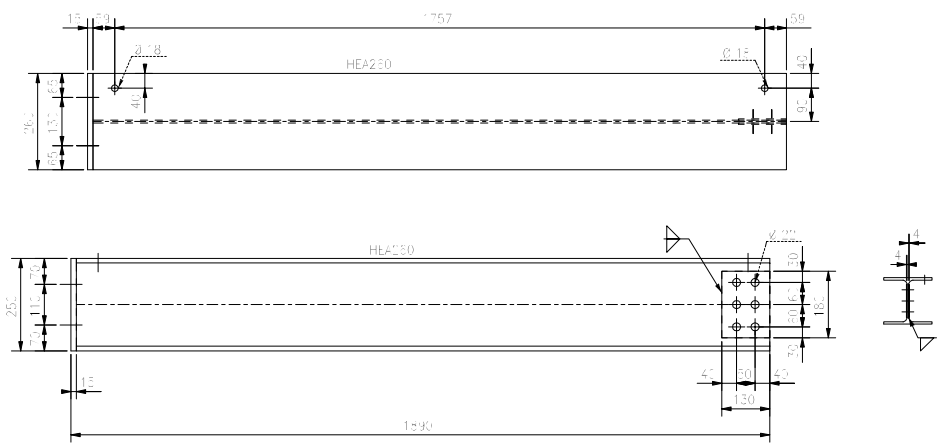

DETAIL POS. - S7 -

SEAM WELDINGS a=0,7 MINIMUM Tmk. OF PARTS TO BE WELDED UNLESS OTHERWISE INDICATED

ASSEMBLY SEE DRW. 6033-MD-T30-012
TC 6033-MD-T30-016

Pos.	Qty.	Description	Length	Material	Weight
S6	1				
		HEA260	[illegible]	S235	[illegible]
		PL[illegible]	[illegible]	S235	7.7
		PL[illegible]	[illegible]	S235	[illegible]
		PL[illegible]	[illegible]	S235	[illegible]
S7	1				
	1	HEA260	[illegible]	S235	[illegible]
	1	PL[illegible]	[illegible]	S235	7.7
	1	PL[illegible]	[illegible]	S235	[illegible]
	1	PL[illegible]	[illegible]	S235	[illegible]
S8	1				
	[illegible]	HEA280	[illegible]	S235	[illegible]
	[illegible]	PL[illegible]	[illegible]	S235	[illegible]
	[illegible]	PL[illegible]	[illegible]	S235	[illegible]
		Total weight			[illegible]

EXIT LINE STRUCTURES - DETAILS

N° DIS. 6033-MD-T30- 280

color:width 1: 0,15 2: 0,35 3: 0,15 4: 0,15 5: 0,15 6: 0,15 7: 0,35 OTHER: 0,15 Formato A1