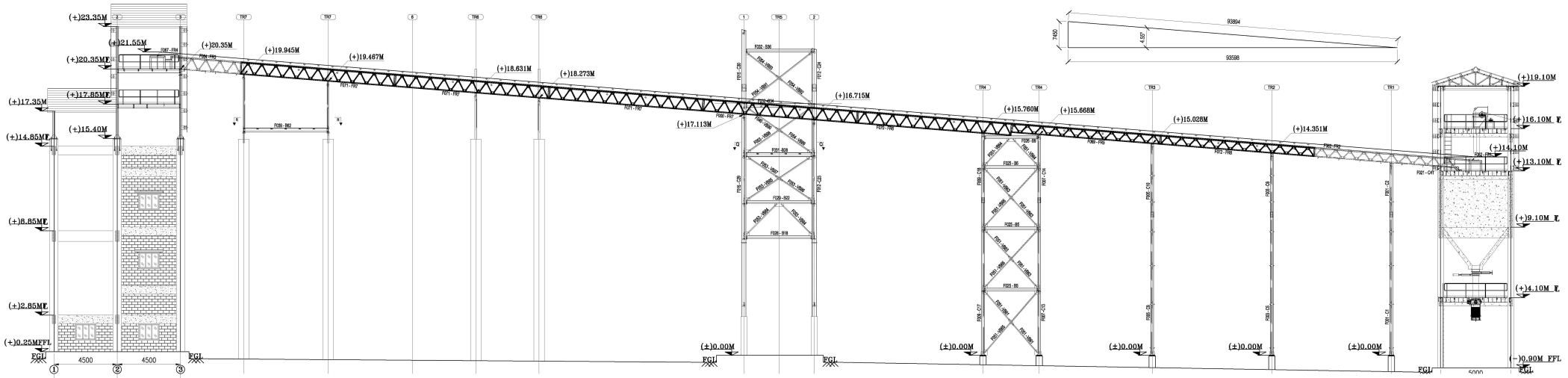

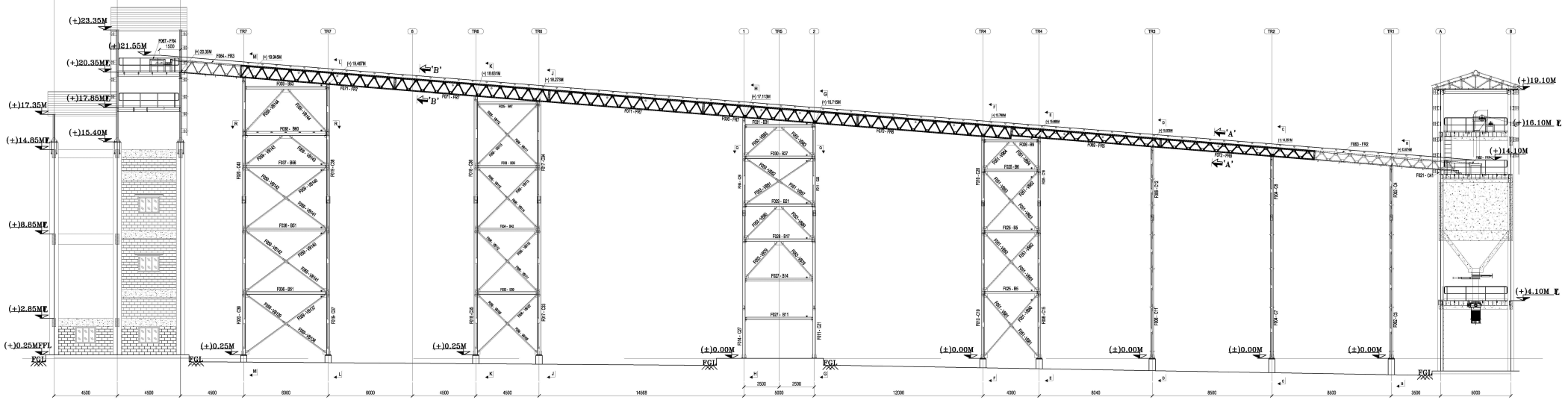

SECTION N-N

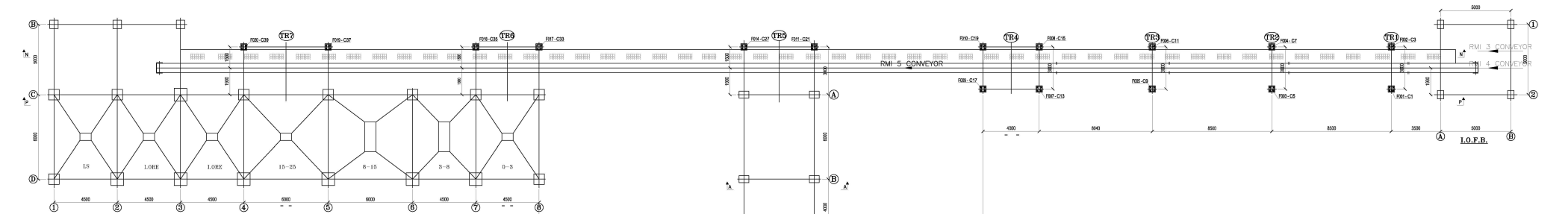

RMI-5 PLAN

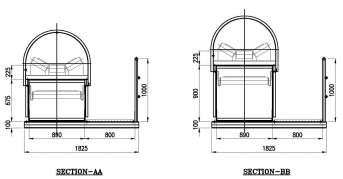

SECTION-AA

SECTION-BB

LEGEND

ORIENTATION — A - ABOVE, B - BELOW

F00*-G4** — ASSEMBLY MARK; FABRICATION SHEET NO.

1. ANCHOR BOLTS ARE AS PER IS : 2062, OR EQUIVALENT FY 250 mpa
2. FOR LOCATION & REFERENCE POINT REFER ARCHITECTURAL DRAWING.
3. STRUCTURAL STEEL SHALL CONFIRM TO IS:2062
4. WELDING SHALL CONFIRM TO IS:816 & IS:9595. WELDING SYMBOLS AS PER IS:813.
5. FABRICATION AND ERECTION SHALL CONFIRM TO THE PROCEDURE DOWN IN IS:800.
6. BOLTS AND NUTS SHALL CONFIRM TO IS:1367, PROPERTY CLASS 8.8.
7. ELECTRODES SHALL BE FROM APPROVED MANUFACTURER AND SHALL CONFIRM TO IS:814.
8. M.S. TUBES SHALL CONFIRM TO IS:1239.
9. ALL HOLLOW SECTION MEMBER SHALL BE OF FY 310 GRADE AN "I "BEAM CHANNEL, ANGLE SECTION SHALL BE FY 250 GRADE.
10. ALL ERECTION BOLT 16 DIA FOR 18DIA HOLES UNLESS OTHERWISE NOTED
11. ALL WELD ARE 6MM MINIMUM TYPICAL U.N.O.

DATE :- 12-02-2016	PROJECT : - RMI 5 CONVEYOR STRUCTURE (RMI5)		DRAWING :- RMI-5 ERECTION LAYOUT & SECTION
	1	ISSUED FOR FABRICATION	12-02-2016
	REV.	ISSUED	DATE

SHEET SIZE-A0

SCALE - 1:100, 1:50 | DRAWN:- HU | CHECKED :- SP | REVISION 1

CLIENT : ELECTROTHERM INDIA LTD. AHMEDABAD

ARCHITECT \ CONSULTANT : SILICON ENGINEERING CONSULTANTS PVT LTD. 315 - Patel Avenue, Opp. Grand Bhagwati S.G. Highway, Ahmedabad-380059, Gujarat, INDIA e-mail: info@silicone.com PH : +91 - 7940031997 www.siliconec.com

DRAWING NO :- E001